



2023-2024



CROWLEY INDEPENDENT SCHOOL DISTRICT

June W. Davis Elementary Quality Report

Comprehensive Accountability System

Metrics that Matter to our Community

DISTRICT-ASSIGNED SCHOOL QUALITY RATING **TBD**

2023-2024 ACADEMICS

3RD GRADE MATH

Approaches	Meets	Masters
61%	35%	9%

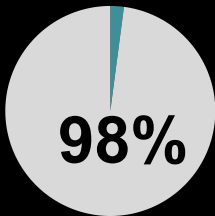
5TH GRADE READING (Board Goal) ★

Approaches	Meets	Masters
69%	46	28%

TEA Rating: TBD
Baseline Year 2023

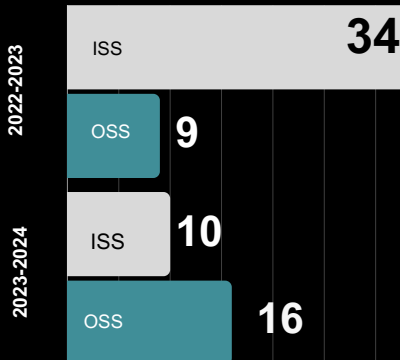
Positive Student BEHAVIOR **5**

★ (Board Goal)
% of students with no OSS



Student DISCIPLINE

Discipline Incidents



In-school suspension ● Out-of-school suspension

Student ENROLLMENT



TEACHER Information **5**

Teacher Tenure

Teacher-to-Student Ratio



1:22

Teacher Student

15

0-4 Years

32

5+ Years

47 TEACHERS ON CAMPUS

STUDENT SUPPORTS **5**

SOCIAL EMOTIONAL LEARNING SUPPORTS

Counselors	✓
SEL Specialists	✓
Interventionists	✓

AFTER SCHOOL PROGRAMS

21st Century (ACE)	
Clayton Youth Enrichment	✓
Tutorials	✓

Attendance PERCENTAGE **4**

91.15%

2022-2023

94.19%

2023-2024

Parent and Student ENGAGEMENT OPPORTUNITIES

PARENT INVOLVEMENT **5**

• PTA • All Pro Dad • M.I.S.S.

STUDENT CLUBS **5**

- Boys in STEM
- Girls in STEM
- Garden Club
- Lego League
- Step Team



Campus COMMUNICATION



SOCIAL MEDIA



CALENDARS/ TEXTS/CALLS



NEWSLETTERS

SCHOOL ENVIRONMENT





2023-2024

CROWLEY INDEPENDENT SCHOOL DISTRICT

June W. Davis Elementary Quality Report

Comprehensive Accountability System



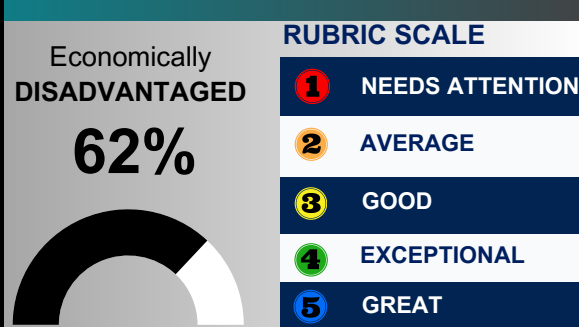
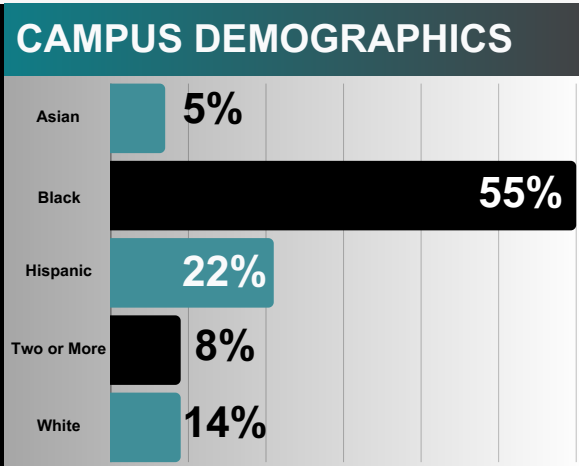
Crowley ISD School Board

Our aspiration in Crowley ISD is to ensure that all students have access to a GREAT SCHOOL and are provided excellent educational experiences so that they achieve their full potential. When our students graduate from Crowley ISD, they will leave with more than a diploma. They will leave with choices and opportunities. We designed this School Quality Report (SQR) to highlight metrics that matter and to share with our community the areas of progress, the areas of opportunity, and the comprehensive quality of each school in Crowley ISD. This SQR is our effort to increase transparency by synthesizing the quantitative metrics with qualitative parent voices to provide a complete assessment of school quality.

“ I deeply value many aspects of June Davis Elementary, but above all, it's the visible love and care from the staff as the students arrive each day. My daughter has been there 4 years, and I've consistently seen her teachers and the staff providing encouragement. Even as a 5th grader, she enjoys enthusiastic support from her former teachers who are eager to hear what she has to say. She feels heard, valued, and is encouraged to be her true self.
Cheyenne, June W. Davis Parent ”

“ Teaching is a work of heart, and the "heart work" we do at June Davis is to ensure that every child is provided for academically and emotionally. Our campus celebrates one another frequently, and we strive to prove that #DifficultDoesNotEqualImpossible.
June W. Davis Teacher ”

“ I love coming to our school! My teachers are nice, and make learning more fun.
Malcom, June W. Davis Student ”



Visit <http://crowleyisdtx.org> for more details regarding our rubric.



GRADED ON 2023-2024 DATA

CROWLEY INDEPENDENT SCHOOL DISTRICT

Crowley ISD Quality Report

Comprehensive Accountability System Rubric

Metrics that Matter to our Community

RUBRIC SCALE

- 1** NEEDS ATTENTION
- 2** AVERAGE
- 3** GOOD
- 4** EXCEPTIONAL
- 5** GREAT

FINANCE FUND BALANCE

- 1** Less than 9%
- 2** 10-14%
- 3** 14-17%
- 4** 18-19%
- 5** 20%

GRADUATION RATE

- 1** 89% or less
- 2** 89-90%
- 3** 90-92%
- 4** 93-94%
- 5** 95% or greater

DISTRICT-ASSIGNED SCHOOL QUALITY RATING

- 1** F
- 2** D
- 3** C
- 4** B
- 5** A

TEACHER INFORMATION

Total # of 5 plus year teachers divided by the total # of teachers to get the percentage

- 1** 10-19%
- 2** 20-38%
- 3** 39-48%
- 4** 49-59%
- 5** 60% or greater

College, Career and Military Readiness (CCMR)

- 1** 60-70%
- 2** 71-80%
- 3** 81-90%
- 4** 91-94%
- 5** 95% or greater

SCHOOL ENVIRONMENT

POSITIVE STUDENT BEHAVIOR

ELEMENTARY

- 1** 85 or less
- 2** 86-89
- 3** 90-91
- 4** 92-94
- 5** 95 or greater

SECONDARY

- 1** 69%
- 2** 70-73%
- 3** 74-84%
- 4** 85-91%
- 5** 92% or greater

STUDENT SUPPORTS

ELEMENTARY

- 1** 1 out of 6
- 2** 2 out of 6
- 3** 3 out of 6
- 4** 4 out of 6
- 5** 5 out of 6

SECONDARY

- 1** 2 or less
- 3** 3 out of 6
- 5** 4 out of 5

ATTENDANCE PERCENTAGE

ELEMENTARY

- 1** 85% or less
- 2** 86-89%
- 3** 90-92%
- 4** 93-94%
- 5** 95% or greater

SECONDARY

- 1** 69%
- 2** 70-73%
- 3** 74-84%
- 4** 85-91%
- 5** 92% or greater

PARENT AND STUDENT ENGAGEMENT OPPORTUNITIES

Parent Involvement

- 1** 0 **5** 2 or more
- 2** 1

Student Clubs

- 1** 0 **5** 5 or more
- 2** 1 **3** 3-4

REFER TO SECONDARY RATINGS FOR DISTRICT

Visit <http://crowleyisdtx.org> for more details

